



HT54-18X(PD)-F BIFACIAL



**PRODUCT
WARRANTY**



**LINEAR POWER
WARRANTY**



Half cut cell technology can reduce the internal power loss and improve module overall power. Excellent heat dissipation avoids hot spot.

The optimized number and width of main gate lines and maximize the light receiving area of modules and reduce modules power consumption.

Designed for high voltage systems of up to 1500 VDC increasing the string length of solar systems and saving on BOS costs.


Microcrack resistant Double glass structure enhance reliability triple EL tested of high quality control.

Entire module certified to withstand extreme wind (2400 Pa) and snow loads (5400 Pa).

All the modules are sorted and packaged by amperage, reducing mismatch losses and maximizing system output.

5W Positive tolerance 0/+5w guaranteed

Anti **PID** PID resistant



Exclusive partner Europe mindforce management & holding AG

Website: www.mindforce-ag.ch

E-Mail: sales@mindforce-ag.ch



Reliable State owned Enterprise Deliver Solar Power since 1960s

Comprehensive and first-rate certification system
IEC 61215:2016. IEC 61730:2016 Latest Standard
ISO 9001 ISO 14001 and ISO 45001,
meeting the highest international standards
Strict quality control

Factory:
Lianyungang Shenzhou New Energy CO., Ltd.
Shanghai Aerospace Automobile Electromechanical Co., Ltd.
www.ht-lyg.com

* Copyright@2022V1 Plus Specifications are subject to change without further notification

MULTIWAY+

Better Choice For Higher Efficiency!

Electrical Characteristics (STC)

Module Type	HT54-18X(PD)-F				
Maximum Power(Pmax)	400W	405W	410W	415W	420W
Open Circuit Voltage(Voc)	37.05V	37.19V	37.33V	37.48V	37.63V
Short Circuit Current(Isc)	13.83A	13.91A	13.98A	14.06A	14.14A
Maximum Power Voltage(Vmp)	31.17V	31.31V	31.44V	31.60V	31.74V
Maximum Power Current(Imp)	12.84A	12.95A	13.05A	13.14A	13.24A
Module Efficiency	20.5%	20.7%	21.0%	21.3%	21.5%
Power Tolerance	0 ~ +5W				
Maximum System Voltage	1500V DC(IEC)				
Maximum Series Fuse Rating	25A				
Operating Temperature	-40°C to +85°C				

* STC: AM 1.5, Irradiance 1000W/m², module temperature 25°C


Electrical Characteristics (NMOT)

Module Type	HT54-18X(PD)-F				
Maximum Power(Pmax)	298W	301W	305W	309W	312W
Open Circuit Voltage(Voc)	35.12V	35.25V	35.38V	35.52V	35.67V
Short Circuit Current(Isc)	11.16A	11.23A	11.28A	11.35A	11.41A
Maximum Power Voltage(Vmp)	29.54V	29.68V	29.80V	29.95V	30.08V
Maximum Power Current(Imp)	10.09A	10.14A	10.23A	10.32A	10.37A

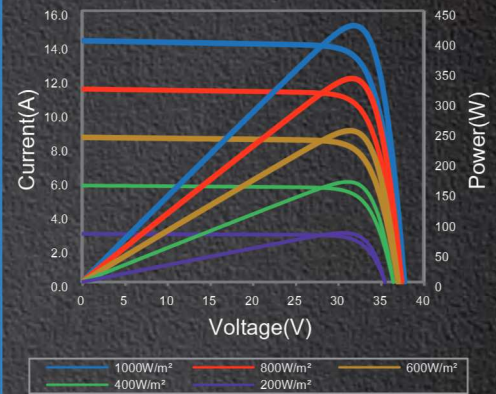
* NMOT: Irradiance 800W/m², ambient temperature 20°C, wind speed 1m/s

Temperature Coefficient of Pmax	$\gamma (P_{m})$	-0.33%/°C
Temperature Coefficient of Voc	$\beta (V_{oc})$	-0.26%/°C
Temperature Coefficient of Isc	$\alpha (I_{sc})$	0.042%/°C

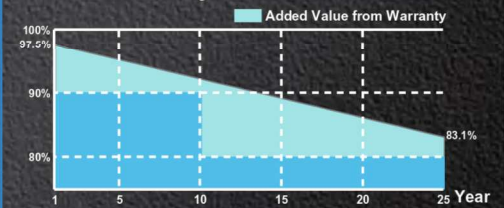
Solar Cells	Monocrystalline 182×91mm
No. of Cells	108 (6×18)
Dimensions	1722mm×1134mm×30mm
Weight	24.0kg
Front Glass	High transmission tempered glass
Frame	Anodized aluminum alloy
Junction Box	IP68
Cable	4mm ² (IEC) length: (+) 1.2m (-) 1.2m
Connectors	MC4 / MC4 Compatible
Packaging Configuration	36 pcs/box; 936 pcs/ 40' HQ Container



IV Curves



Warranty



12-year product warranty*

30-year warranty on power output*

* Specific information is referred to the product quality guarantee

*The module recycling should be carried out by the professional institutions at the end of module life cycle

*Copyright@2022V3 Specifications are subject to change without further notification